

# Homework: Reading Plus



[Get Support](#)

[Log In](#)

Location  
GLOBAL

Search  
Q

Menu  
≡

[Request a Demo](#)

## Prepare Confident, Lifelong Readers

Accelerate reading achievement through  
personalized instruction and intervention





Last half term, in the computer rooms, we completed assessments using Reading Plus.

From this week, you will be completing all of your homework on Reading Plus.



First of all, it's important that we all have our logins and passwords, as well as the site code.

Let's check now. They should be written in your planners.



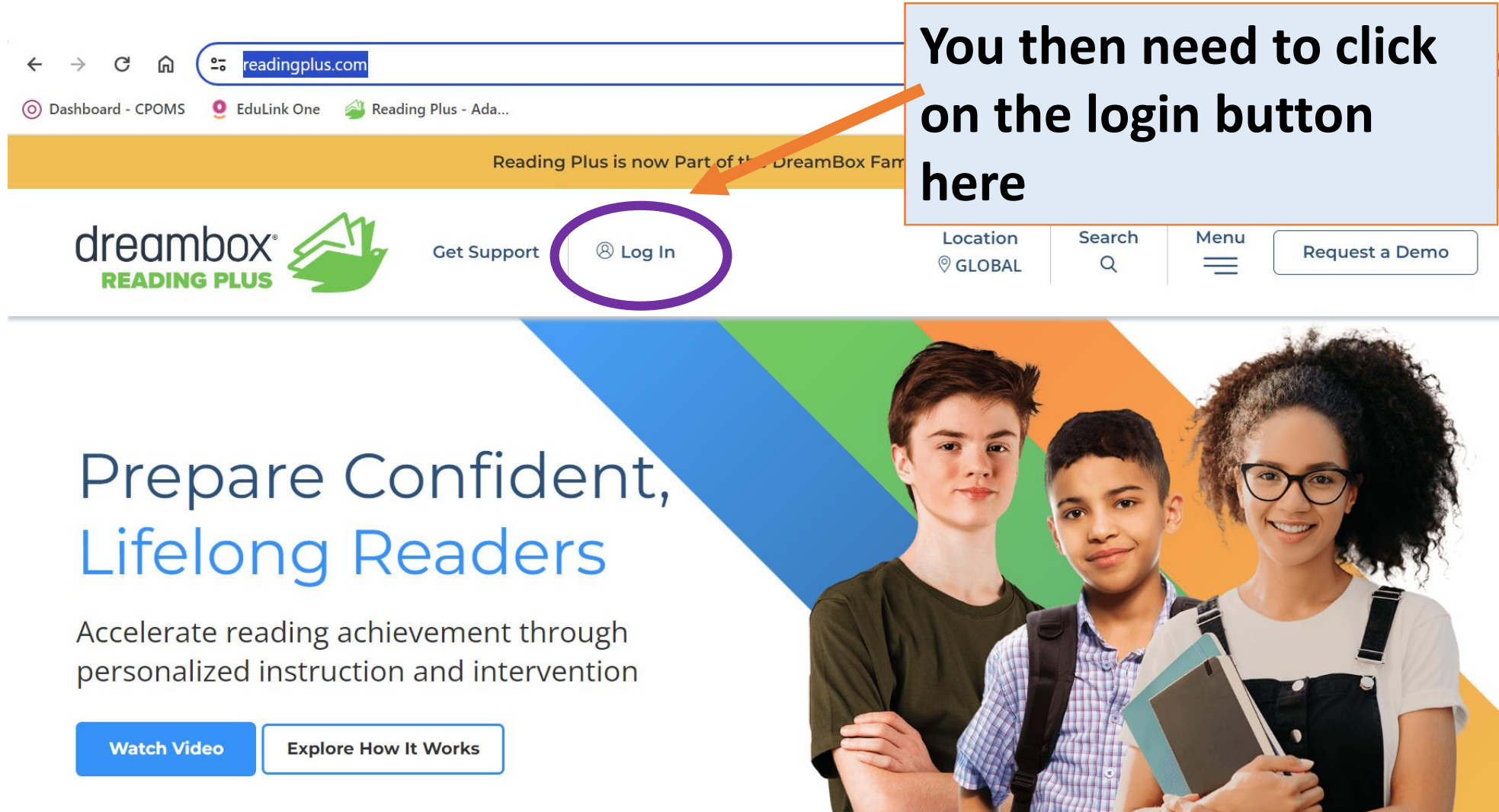


You all also need to write down the link to the website, which is below:

<https://www.readingplus.com/>

There will be information for you and your parents/guardians on the website soon.

Once you have entered the address, you should be taken to this screen.



The screenshot shows the Reading Plus website interface. At the top, a browser address bar displays 'readingplus.com'. Below it, a navigation bar includes the DreamBox Reading Plus logo, a 'Get Support' link, and a 'Log In' button which is circled in purple. An orange arrow points from a text box to this button. The text box contains the instruction: 'You then need to click on the login button here'. To the right of the navigation bar are links for 'Location' (set to GLOBAL), a search bar, a 'Menu' icon, and a 'Request a Demo' button. The main content area features the headline 'Prepare Confident, Lifelong Readers' and the subtext 'Accelerate reading achievement through personalized instruction and intervention'. At the bottom left are two buttons: 'Watch Video' and 'Explore How It Works'. On the right side of the page is a photograph of three diverse students (two boys and one girl) smiling, with the girl holding a tablet.

← → ↻ 🏠 🔍 readingplus.com

🕒 Dashboard - CPOMS 🕒 EduLink One 📖 Reading Plus - Ada...

Reading Plus is now Part of the DreamBox Family

**dreambox**  
READING PLUS

Get Support **Log In**

Location  
📍 GLOBAL

Search  
🔍

Menu  
☰


Request a Demo

# Prepare Confident, Lifelong Readers

Accelerate reading achievement through  
personalized instruction and intervention

[Watch Video](#) [Explore How It Works](#)

You'll then be taken here. Click on start lessons.




DashboardLessonsSkillsMessagesWritingFamiliesLog Out

George Pindar School



# Welcome

 The eye contains 6 tiny muscles that make it possible for you to move your eyes to read.

Start Lessons ▶

Copyright © 2023 DREAMBOX LEARNING, INC. ALL RIGHTS RESERVED. Privacy Policy

This is where you'll  
find your homework

Each week, you need to complete:

- 4 reading activities
- 1 vocabulary



DashboardLessonsSkillsMessagesWritingFamiliesLog Out

George Pindar School



ACHIEVEMENTS & AWARDS<sup>1</sup>View ▶

Select a program and begin lessons!

This Week's Lessons ?

Reading

☐☐☐☐☐

Vocabulary  
Master 179 more words to unlock the next level.

☐

Visual Skills  
Finish the other programs to unlock.

6 days, 8 hours left for this week's assignments to be completed.

Your Total Assignment Completion ?

Goal



100

Copyright © 2023 DREAMBOX LEARNING, INC. ALL RIGHTS RESERVED.Privacy Policy



George Pindar School

Select a program and begin lessons!

This Week's Lessons ?



Reading

☐☐☐☐☐

Vocabulary

Master 179 more words to unlock the next level.

☐

Visual Skills

Finish the other programs to unlock.

6 days, 8 hours left for this week's assignments to be completed.

Your Total Assignment Completion ?

Goal



100

We recommend that you do one each evening.

This will total approximately 1 hour per week.

So, four evenings at 15 minutes a time!